



KONICA MINOLTA

**NEW** Color Data Software

# SpectraMagic NX2

Pro version

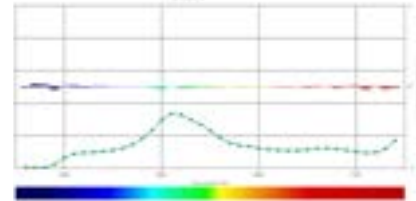
Lite version



**Digital color data management of measured colors**

Graphs and data can be output to file

Target Name	Target #0001		
Sample Name	Sample #0001		
Specular Component	SC		
L*	39.12	dL*	0.00
a*	17.99	dA*	0.00
b*	14.74	dB*	0.00
		dMn*	0.00
<b>Total Judgement</b>	<b>Pass</b>		



**Enhance reporting with additional data**

▼Example position and lot number

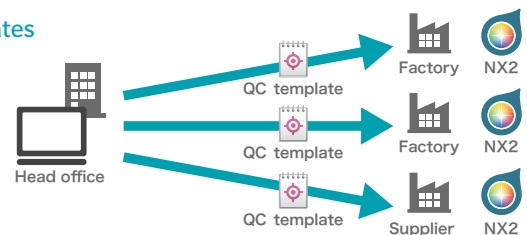


**User friendly quality evaluation results**

Blank judgement	Group Name	SC	dSC	dSC	dSC	dSC
OK	SC	0.00	0.00	0.00	0.00	0.00
OK	SC	0.00	0.00	0.00	0.00	0.00

**Enables consistent color management across sites & suppliers**

\* Using QC templates



# Digital Color Data Software

## A New Solution for Specification, Approval and Quality Control

SpectraMagic™ NX2 is an improved software solution for digital color data, developed to allow users a streamlined system for operating Konica Minolta color measuring instruments, capturing, comparing and communicating color data within the business and between supply chain partners. SpectraMagic™ NX2 offers users a far smoother experience than its predecessor SpectraMagic™ NX.

### Color Measurement Data Should Relate Back to the Eyes of the Customer

SpectraMagic™ NX2 features integration of the visual judgement of the observer, customizable to business needs and processes. The importance of visual judgement can be weighed to control its impact on QC assessments and color difference data.

### An Evolution of Color Standards

Color Targets/Standards generated in SpectraMagic™ NX2 using the new QC Template feature include measurement settings, allowing data owners or administrators to reduce the instance of data errors caused by operator errors or mis-configuration of measuring devices. This provides Brand owners with a greater degree of control built into the standards that they supply their supply chain.



### Integration of CM-CT1 Configuration Software

SpectraMagic™ NX2 now includes instrument configuration software that allows for streamlined and consistent configuration of compatible portable spectrophotometers, either locally or on a global scale. CM-CT1 also includes tools to help administrators to train and troubleshoot remotely, invaluable in global digital color data management.

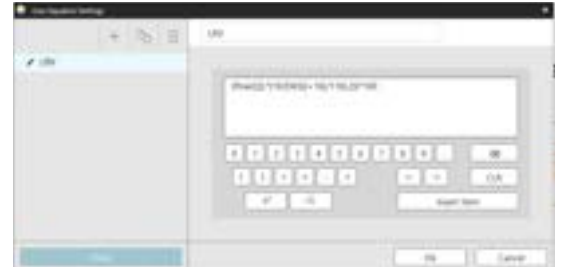
QC Template system with built in target and sample measurement condition information, reduces operator errors and improves data certainty.



# Improve the Utility and Value of Color Data

## Color in Context

For products that are commonly viewed in environments with custom lighting or solid-state Lighting, the ability to use custom illuminant data provides organizations with color data that incorporates this context in the measurement data. SpectraMagic™ NX2 can utilize any number of user illuminants, either measured with the CL- 500A Illuminance Spectrophotometer or imported from common formats e.g. Lr5 files.



The user equation editor can add custom or industry equations.

## Improved Template System

SpectraMagic™ NX2 is built around a versatile canvas window which allows the organization to customize what is displayed on the screen and the content of printed reports.

## Deeper Integration and Customization

Integration of user data within SpectraMagic™ NX2 allows the operator to create custom fields to track business specific information to templates and measurements, for example, including the dates that the standard must be re-approved, the name of the operator who made the visual judgement, the contact details of the customer, contact or project owner and much more.



User defined information system can provide plant, organisation or sample specific data that is integrated to the reports to improve function and value.

## User Equation Integration

A customizable user equation editor allows organizations to further improve the depth and utility of the reports that operators can generate by adding company or industry specific calculations.

## User Management Implementation

Administrators can establish different user profiles and rules that disable functions or features in the software, preventing unauthorized users from making changes, accessing privileged information or reconfiguring devices.

## Tag Data in Order to Track, Find and Sort Color Data

User generated data tags can assist operators with grouping and differentiation of products, samples, products, brands or projects within the system.

## Export Data to .csv

SpectraMagic™ NX2 provides straight forward simultaneous or batch data export to csv files for implementation into ERP systems.

## Compatible Instruments

Measuring instruments	CM-3700A <sup>*1</sup> , CM-36d/CM-36dG/CM-36dGV, CM-3600A <sup>*1</sup> /CM-3610A <sup>*1</sup> , CM-5 <sup>*1</sup> /CR-5 <sup>*1</sup> , CM-M6, CM-26d/CM-25d/CM-26dG, CM-25cG, CM-17d/CM-16d, CM-700d <sup>*1</sup> /CM-600d <sup>*1</sup> , CM-2500c <sup>*1</sup> , CM-512m3A <sup>*1</sup> , CM-2600d <sup>*1</sup> /CM-2500d <sup>*1</sup> , CR-400 <sup>*1</sup> /CR-410 <sup>*1</sup> /DP-400 <sup>*1</sup>
-----------------------	---

## Main features

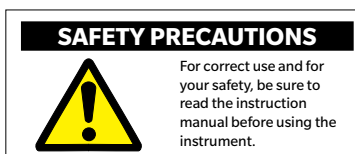
Observer	2°, 10°	
Color system color space	Pro, Lite	L*a*b*, L*C*h, Lab99, LCh99, Lab99o, LCh99o, Hunter Lab, and their color differences; Munsell (C, D <sub>65</sub> )
	Pro only	XYZ, Yxy, u'v', u*v*, and their color differences
Index	Pro, Lite	MI; GU and difference (CM-25cG, CM-26dG, CM-36dG/CM-36dGV); Opacity (ISO 2471, TAPPI T425 89% white plate) <sup>*2</sup> CM-5/CR-5 only: Gardner, Iodine Color Number, Hazen/APHA, European Pharmacopoeia, US Pharmacopoeia
	Pro only	WI (CIE1982, ASTM E313-73, Hunter, ASTM E313-98, BERGER, TAUBE, STENSBY, Ganz); YI (ASTM D1925-70, ASTM E313-73, ASTM E313-98, DIN 6167); B (ASTM E313-73); Tint (CIE 1982, ASTM E313-98, Ganz); Standard Depth (ISO 105.A06); Brightness (TAPPI T452, ISO 2470); Density (Status A, Status T); Dominant Wavelength; Excitation Purity; 555; R <sub>x</sub> R <sub>y</sub> R <sub>z</sub> ; Grey Scale/Grey Scale Rating (ISO 105.A05); K/S Strength (Apparent, ΔE*ab, ΔL*, ΔC*, ΔH*, Δa*, Δb*, Maximum absorption, Total wavelength, User wavelength); Strength; Pseudo strength; Staining degree/degree grade (ISO 105.A04E); NC#; NC#Grade; Ns; Ns Grade; Signal color index; 8° gloss/8° gloss difference (for simultaneous SCI/SCE measurements only); FF/FF difference (CM-M6); User equation; Haze (ASTM D1003-97) <sup>*2</sup> ; Blackness(My) (ISO18314-3/DIN55979), Jet-ness(Mc) (ISO18314-3), and Undertone(dM) (ISO18314-3)
Color difference formula	Pro, Lite	ΔE*ab (CIE1976); ΔE <sub>00</sub> (CIE DE2000) and each component of lightness; saturation and hue; ΔE99(DIN99), ΔE(Hunter); ΔE* <sub>94</sub> (CIE 1994) and each component of lightness; saturation and hue; CMC and each component of lightness; saturation and hue; ΔE99o and each component of lightness; saturation and hue
	Pro only	ΔE* <sub>94</sub> (Special) and each component of lightness; saturation and hue; ΔEc(degree)(DIN 6175); ΔEp(degree)(DIN 6175; FMC-2; NBS 100; NBS 200; Audi2000
Illuminant	Pro, Lite	A, C, D <sub>50</sub> , D <sub>65</sub> , F <sub>2</sub> , F <sub>11</sub>
	Pro only	D <sub>55</sub> , D <sub>75</sub> , F <sub>6</sub> , F <sub>7</sub> , F <sub>8</sub> , F <sub>10</sub> , F <sub>12</sub> , U <sub>50</sub> , ID <sub>50</sub> , ID <sub>65</sub> , LED-B1, LED-B2, LED-B3, LED-B4, LED-B5, LED-BH1, LED-RGB1, LED-V1, LED-V2, User illuminant (100 maximum)
Graph and canvas objects	Pro, Lite	Spectral reflectance (transmittance) and its difference; L*a*b* absolute color distribution; Hunter Lab absolute color distribution; ΔL*a*b* color difference distribution; Hunter ΔLab; xy chromaticity diagram; Trend graph; Histogram; Multichannel graph; 2D user-specified axis graph Text labels, Numerical labels, Images, Data lists, Statistics, Pseudo-color patches
	Pro only	K/S and its difference; Absorbance and its difference
Features	Pro, Lite	<Measurement> Viewfinder (CM-36d series); Manual averaging measurement; Trigger measurement (excluding CM-3700A, CM-3600A and CM-3610A) <Data> Categorize by tags; Attaching images/comments; Evaluation results-pass/fail judgment; Import/export; Stored data reading/target data writing (excluding CM-3700A, CM-3600A, CM-3610A and CM-36d series) <Other> Shortcut key settings; Display template creation / output / application; Report printing; Printing to serial printer; Sound (on measurement, pass judgment, fail judgment)
	Pro only	<Calibration> User calibration, UV adjustment <Measurement> Interval measurement <Security> User management/operation restrictions <Data> Data search under specified conditions; User illuminant source registration (manual input, from file, from CL-500); Automatic selection of standards; Auto tolerance; Classification by user defined information <Other> QC template creation/editing/output; Macro function; External software startup; Job settings (CM-26d/CM-25d/CM-26dG, CM-25cG)
Number of files and data	Number of files that can be opened simultaneously: 10 Number of data that can be stored in a file: 10,000 (total of target data and measurement data)	
Supported file formats	NX2 (.mesx2, .mtpx2), NX (.mtp, .mes, .mea; reading only); Other (.csv (output only), .cxf); SpectraMagic DX files (.mesx) need to be converted to .mes with a conversion tool NX2 QC template *.qctp (PRO: create/edit/save, LITE: read only)	
Display languages	Japanese, English, German, French, Spanish, Italian, Portuguese, Chinese (Simplified and Traditional), Turkish, Russian, Polish, Korean	

## Minimum Computing Requirements<sup>\*3</sup>

OS: Windows® 10 Pro 64 bit Version 1903 or higher/ Windows® 11 Pro
CPU: Intel® Core i5 2.7 GHz or higher processor (recommended)
Memory: 2 GB or more (4 GB or more recommended)
Storage: 10 GB or more
USB port: Required for dongle version
Connection to external network: Required for activation

- \*1: Instruments with new firmware versions only. Instruments with old firmware versions may not be supported.
- \*2: For opacity (ISO 2471, TAPPI T425 89% white plate) and haze (ASTM D1003-97) measurements, software measurement procedure and calculations follow the corresponding standard. Whether the geometric requirements of the corresponding standard are met depends on the instrument used.
- \*3: The hardware of the computer system must meet or exceed the greater of the recommended system requirements for the compatible OS being used or the above specifications.

- Windows® is a trademark or registered trademark of Microsoft Corporation in the USA and other countries.
- Intel® is a trademark or registered trademark of Intel Corporation in the USA and other countries.
- KONICA MINOLTA, the Konica Minolta logo and symbol mark, "Giving Shape to Ideas" and SpectraMagic are registered trademarks or trademarks of KONICA MINOLTA, INC.
- The specifications given here are subject to change without prior notice.
- Displays shown are for illustration purposes only.



<b>KONICA MINOLTA, INC.</b>	Osaka, Japan			
<b>Konica Minolta Sensing Americas, Inc.</b>	New Jersey, U.S.A.	PHONE: (888)473-2656 (in USA), +1(201)236-4300 (outside USA)	FAX: +1(201)785-2480	E-Mail: service.us@konicaminolta.com
<b>Konica Minolta Sensing Europe B.V.</b>	European HQ / BENELUX German Office French Office UK Office Italian Office Swiss Office Nordic Office Polish Office Turkish Office	Nieuwegein, Netherlands München, Germany Roissy CDG Cedex, France Warrington, United Kingdom Cinisello Balsamo, Italy Dietikon, Switzerland VÄSTRA FRÖLUNDA, Sweden Wrocław, Poland Istanbul, Turkey	PHONE: +31(0)30 248-1193 PHONE: +49(0)89 4357 156 0 PHONE: +33(0)1 80 11 10 70 PHONE: +44(0)1925 467300 PHONE: +39 02849488.00 PHONE: +41(0)43 322-9800 PHONE: +46(0)31 7099464 PHONE: +48(0)71 73452-11 PHONE: +90(0)216-528 56 56	E-Mail: info.benelux@seu.konicaminolta.eu E-Mail: info.germany@seu.konicaminolta.eu E-Mail: info.france@seu.konicaminolta.eu E-Mail: info.uk@seu.konicaminolta.eu E-Mail: info.italy@seu.konicaminolta.eu E-Mail: info.switzerland@seu.konicaminolta.eu E-Mail: info.nordic@seu.konicaminolta.eu E-Mail: info.poland@seu.konicaminolta.eu E-Mail: info.sensing@konicaminolta.com.tr
<b>Konica Minolta (CHINA) Investment Ltd.</b>	SE Sales Division Beijing Office Guangzhou Office Chongqing Office Qingdao Office Wuhan Office Shenzhen Office	Shanghai, China Beijing, China Guangzhou, China Chongqing, China Shandong, China Hubei, China Shenzhen, China	PHONE: +86-(0)21-6057-1089 PHONE: +86-(0)10-8522 1551 PHONE: +86-(0)20-3826 4220 PHONE: +86-(0)23-6773 4988 PHONE: +86-(0)532-8079 1871 PHONE: +86-(0)27-8544 9942 PHONE: +86-(0)755-2868 7535	E-Mail: hcn_sensing@gcp.konicaminolta.com E-Mail: hcn_sensing@gcp.konicaminolta.com E-Mail: hcn_sensing@gcp.konicaminolta.com E-Mail: hcn_sensing@gcp.konicaminolta.com E-Mail: hcn_sensing@gcp.konicaminolta.com E-Mail: hcn_sensing@gcp.konicaminolta.com E-Mail: hcn_sensing@gcp.konicaminolta.com
<b>Konica Minolta Sensing Singapore Pte. Ltd.</b>	Singapore	PHONE: +65 6563-5533		E-Mail: se-service.sg@konicaminolta.com
<b>Konica Minolta Sensing Korea Co., Ltd.</b>	Korean HQ / Kintex Cheonan Office	Goyang-si, Korea Cheonan-si, Korea	PHONE: +82(0)2-523-9726 PHONE: +82(0)41-556-9726	FAX: +82(0)31-995-6511

Addresses and telephone/fax numbers and e-mail address are subject to change without notice.  
For the latest contact information, please refer to KONICA MINOLTA Worldwide Offices web page:

<https://sensing.konicaminolta.us/>